

# **Open Budgets & Spending Data**

**Friedrich Lindenberg, OKFN**

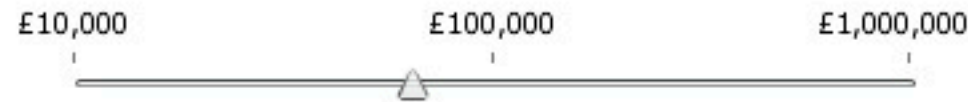
We might hope to see the **finances** of the Union as **clear and intelligible** as a merchant's books so that **every member of congress** and **every man** of any mind ... should be able to **comprehend** them, to **investigate** abuses, and consequently **control** them.

*President Thomas Jefferson to Treasury Secretary Albert Gallatin, 1802*

INCOME  
£64,630

SELECT YOUR INCOME

YOUR ESTIMATED TAX

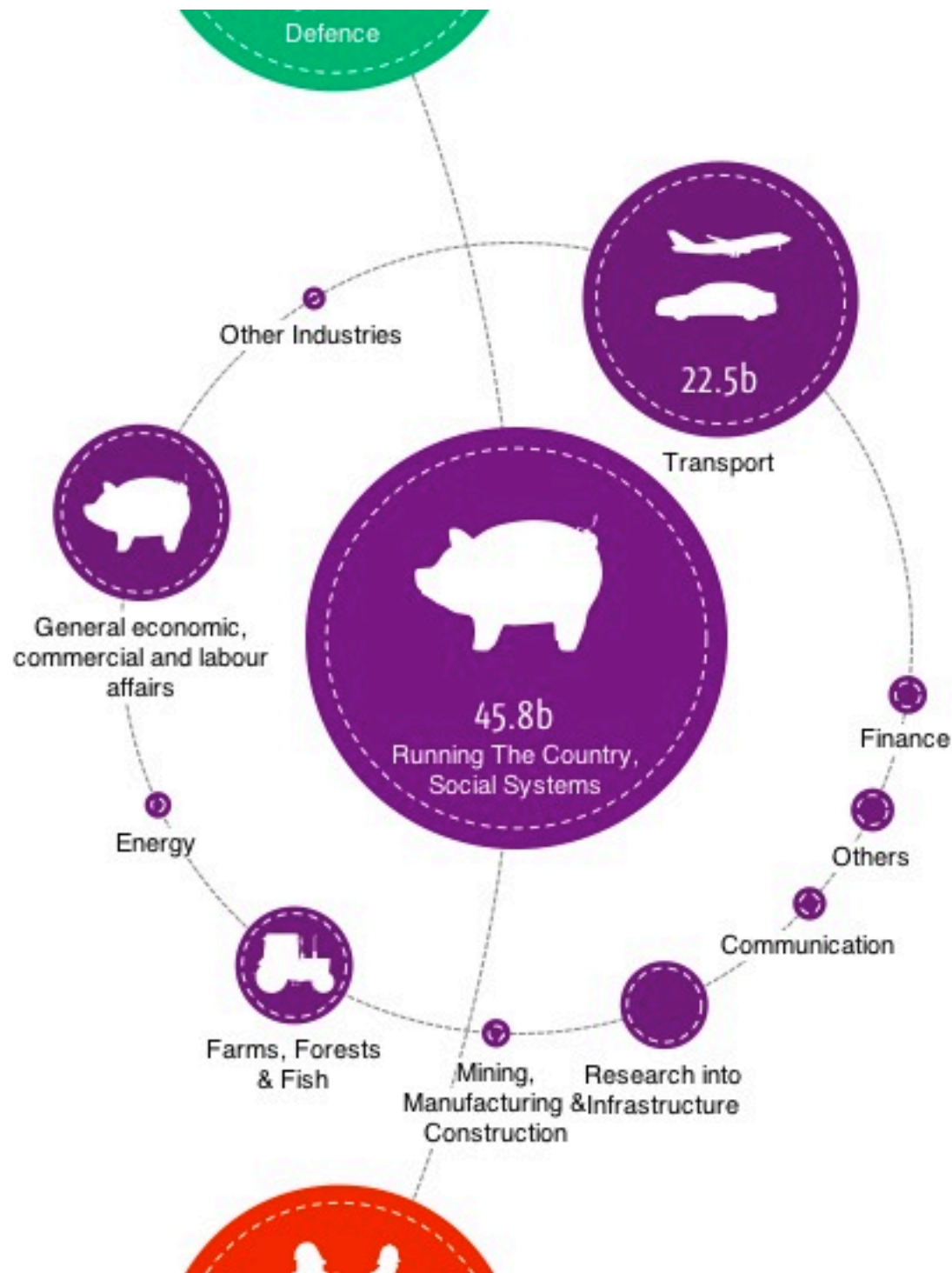


£22,363 pa, £61.26 daily



# WHERE DOES MY MONEY GO?

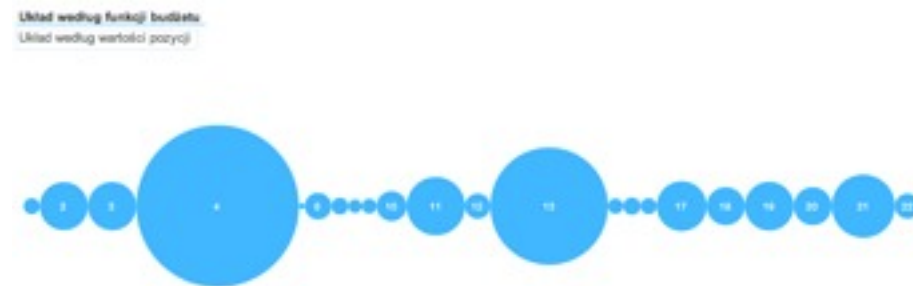
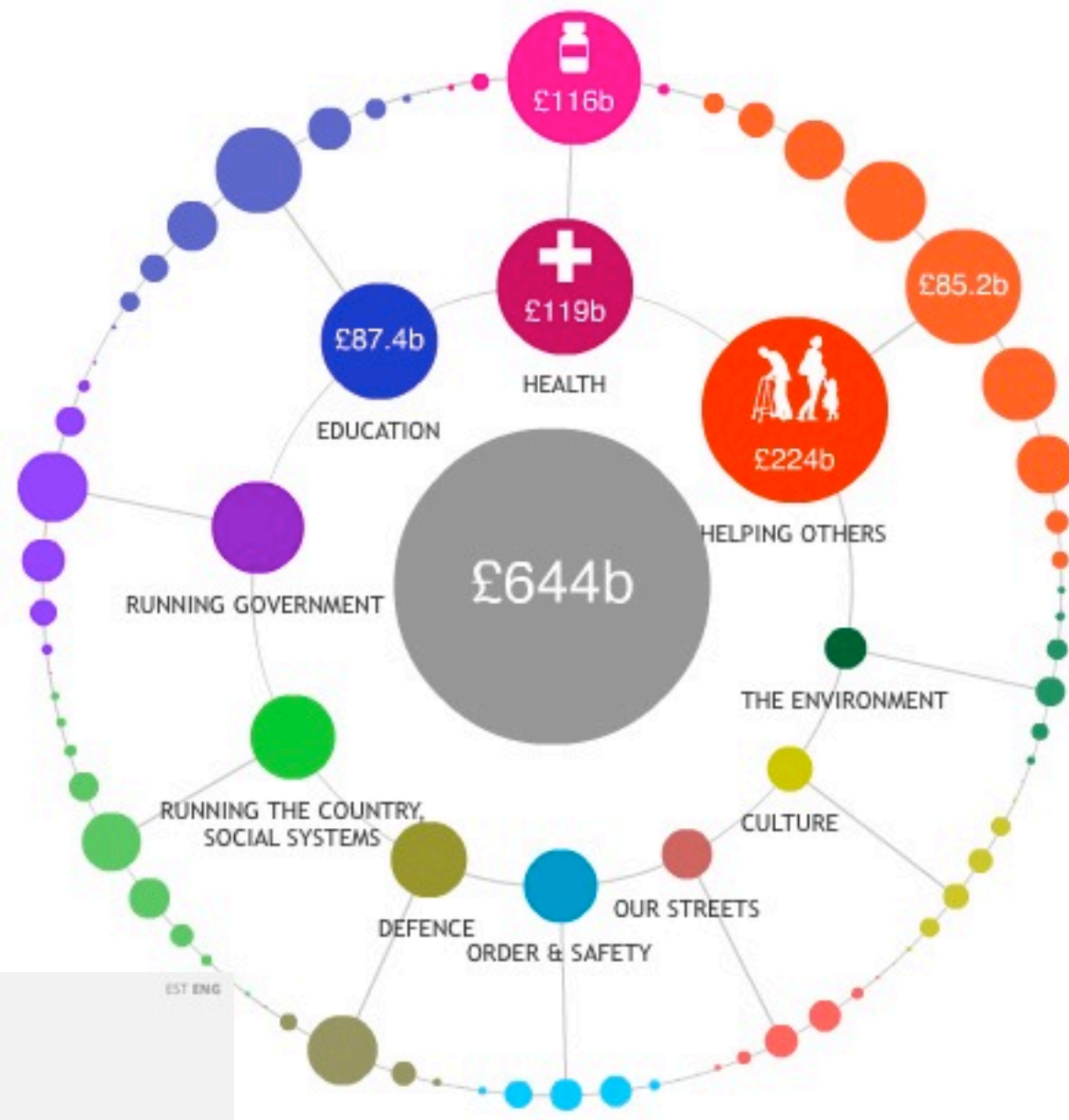
Showing you where your taxes get spent



Map of Regional Spending on Transport

Total **By Population**







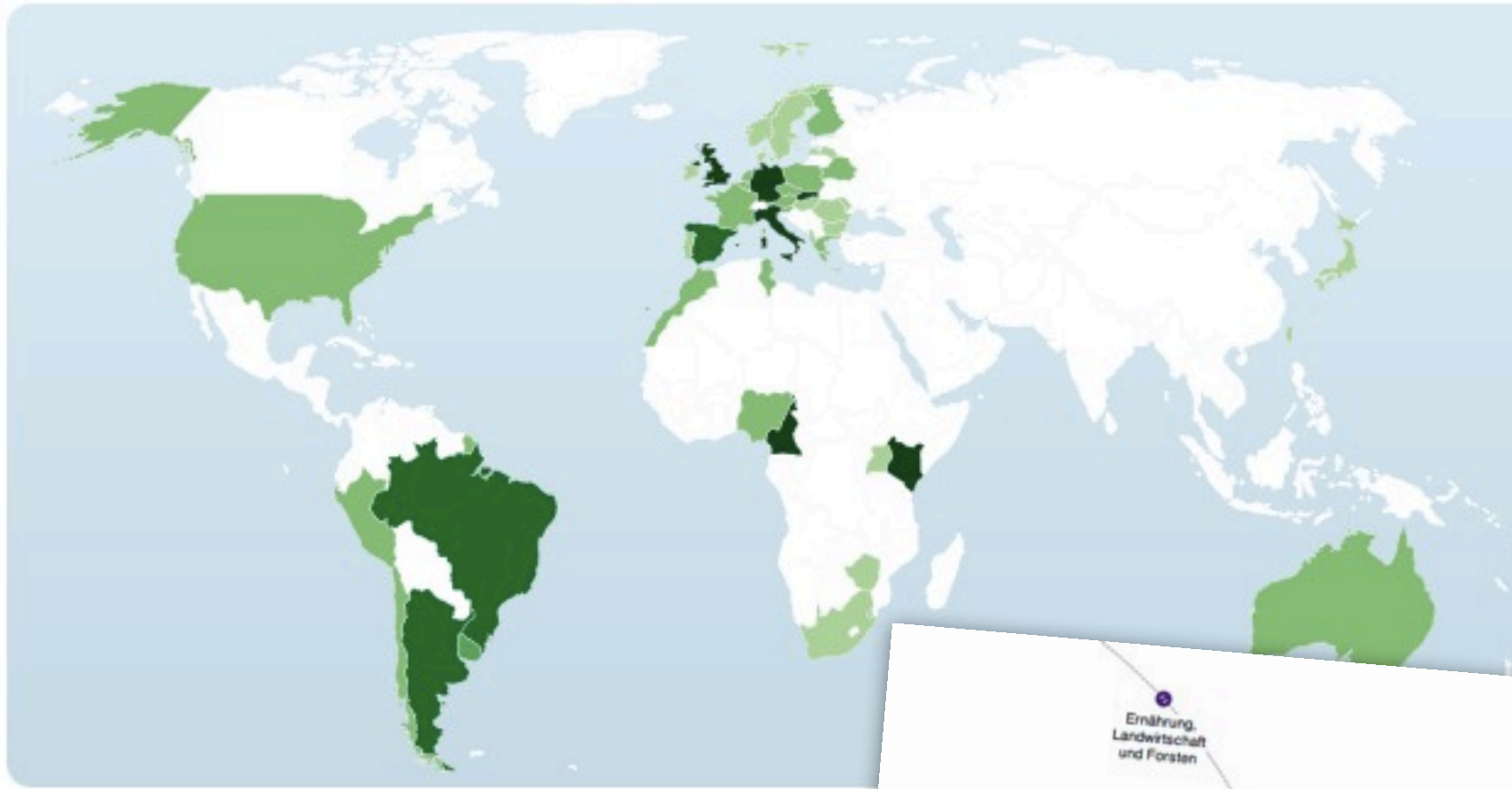


# OpenStreetMap für Staatsfinanzen

S O N D

Map data www.open





# Mapping the money.

Our aim is to track every government financial transaction across the world and present it in useful and engaging forms for everyone from a school-  
-to-geek

## Video Instruction Guide - Loading Data Into OpenSpending

Recently, the OpenSpending team have been working on a project in Cameroon. One of the aims of the project is to create a platform...

## Workshop - Open Budget and Procurement Z...

As part of the Opendata.ch conference on June 28th 2012, the topic of open budget and procurement. Various speakers...

## Aid Data - From XML to Visualisations 05.06.2012

Are the World Bank and Department for International Development (DfID) spending money on projects...

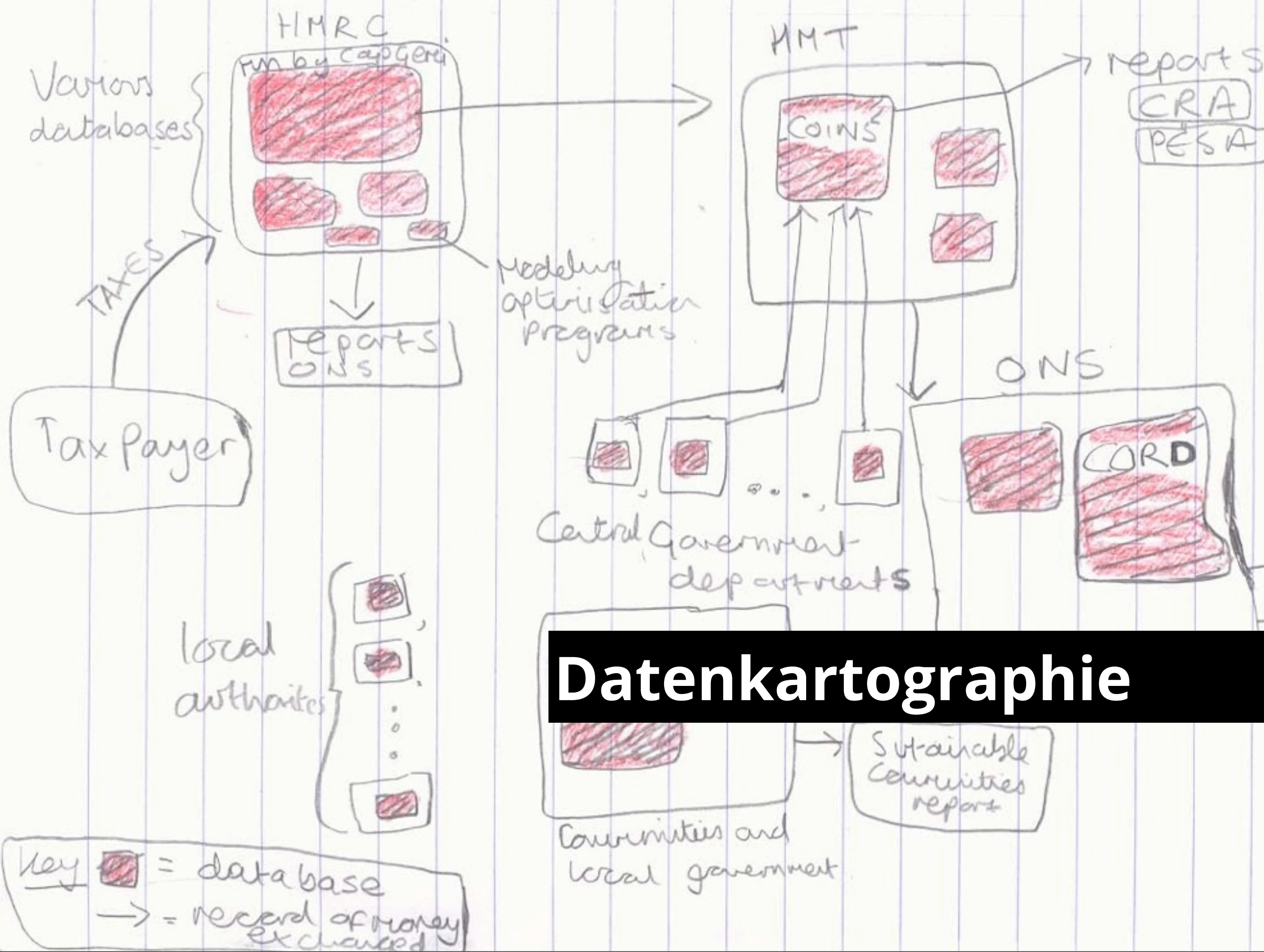


Ausgabenverteilung über Bezirke für Allgemeine Dienste

Gesamt Pro Einwohner

Jahr: 2011, Quelle: [offenerhaushalt.de](http://offenerhaushalt.de)

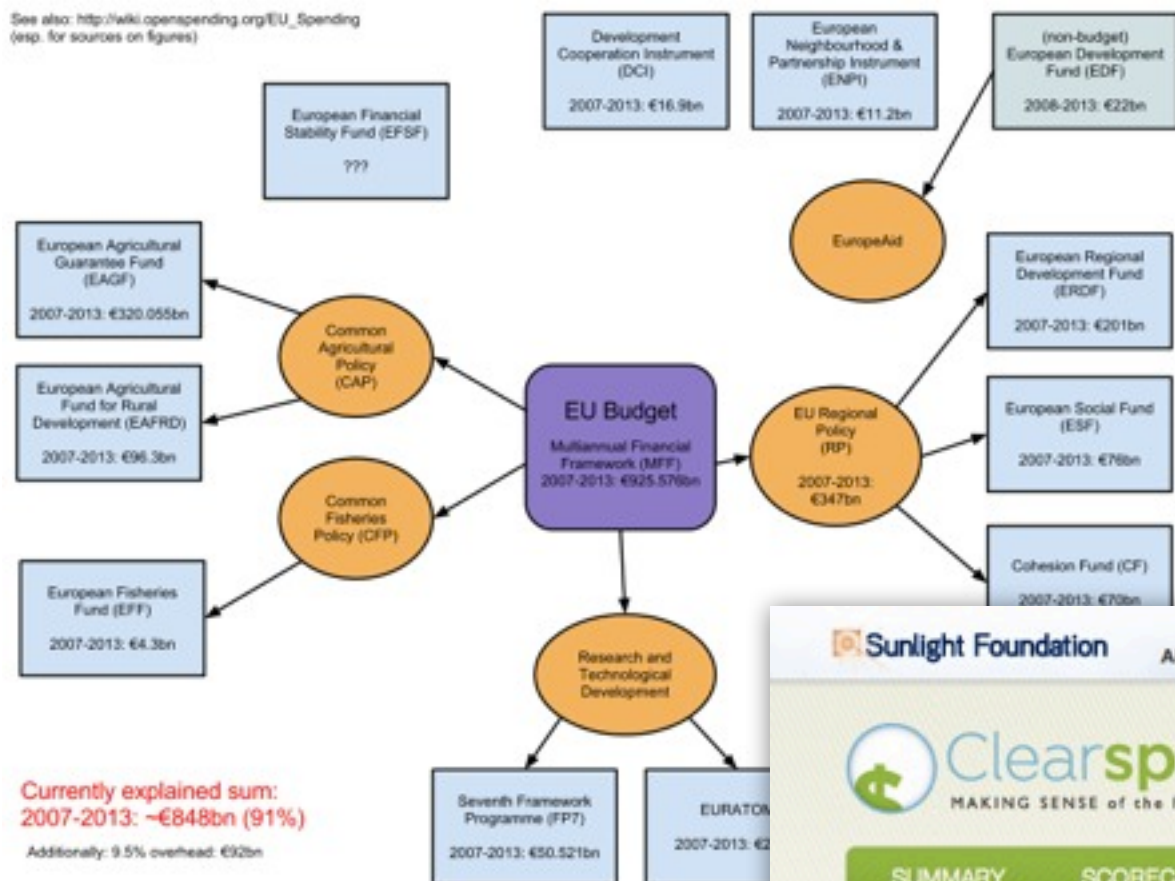




# Datenkartographie



See also: [http://wiki.openspending.org/EU\\_Spending](http://wiki.openspending.org/EU_Spending)  
(esp. for sources on figures)



# Was gibt es?

The screenshot shows the Sunlight Foundation's Clearspending website. The main headline displays a total of **\$1,306,120,795,761** in broken spending reporting for 2010. Below this, the site asks "HOW RELIABLE IS USASPENDING.GOV?" and provides a summary of results. The "RESULTS SUMMARY" section includes two main points:

- How Does The Federal Government Report Its Spending?** (represented by a bar chart icon)
- Top Programs** (represented by a document icon), with the text: "The following are some of the top programs that report well across all three metrics:"

# Mit welcher Qualität?



HOME · 이용안내 · 사이트맵

통합검색 : 검색

QuickMenu

화면설정

바로가기메뉴

일일경제지표

재정통계 Fiscal Statistics

재정도서관 Fiscal Library

재정정보 Fiscal Information

dBrain소개 dBrain Introduction

문의 Inquiry

재정배움터

주요재정제도에 관한 정보를 제공합니다. [바로가기](#)

정책자료 법령자료 유권

주요재정지표

구분 '11

총수입	314.4
총지출	309.1
관리대상수지	Δ25.0

재정제도개혁, 재정업무혁신, 성과증상의 정책수립을 실현시키는 IT인프라 시스템

## 디지털예산회계시스템

디지털예산회계시스템 홈페이지는 국가재정정보를 통합적으로 제공하는 대국민 서비스 창구입니다.

Presidência da República  
Controladoria-Geral da União - CGU

Highlights of Government

## PORTAL DA TRANSPARÊNCIA do Governo Federal

Contact Us | Glossary | FAQ | Links | Manual Navigation

Conheça a previsão de investimentos e a fonte dos recursos que serão

QUERIES

- Expenditure
- Recipes
- Covenants
- Companies Sanctioned
- Entities prevented
- Servers

CHARTS AND DOWNLOADS

- Download Query
- Portal for Graphics

INFORMATION

- About the Site
- Data Portal
- Learn More
- News
- Social Control
- Tenders and Contracts

CEPIM HM Government

data.gov.uk BETA

## Opening up government

Log in or sign up

Home Data Apps Ideas Forum Wiki Blogs Linked Data Resources About

OpenSpending Mapping the money.

View all Government expenditure. You can browse by date, spender, recipient or amount, by selecting from the headings in the blue bar below. You can view spending data for a specific department by using the 'Filter by Department' drop down menu. Use the Search box to find all data related to an individual recipient.

Search

Recipient...

Filter by Department

--All-- (1880146)

1880146 entries.

Recipient	Amount	
OFFICE OF THE PAYMASTER GENERAL (NN	£1,949,540,485.00	<a href="#">full entry »</a>
OFFICE OF THE PAYMASTER GENERAL (NN	£1,937,818,379.00	<a href="#">full entry »</a>
OFFICE OF THE PAYMASTER GENERAL (NN	£1,925,647,160.00	<a href="#">full entry »</a>
OFFICE OF THE PAYMASTER GENERAL (NN	£1,920,986,111.00	<a href="#">full entry »</a>
2010-01-13 DCLG OFFICE OF THE PAYMASTER GENERAL (NN	£1,915,889,180.00	<a href="#">full entry »</a>
2009-10-12 DCLG OFFICE OF THE PAYMASTER GENERAL (NN	£1,908,901,763.00	<a href="#">full entry »</a>
2010-02-10 DCLG OFFICE OF THE PAYMASTER GENERAL (NN	£1,908,687,647.00	<a href="#">full entry »</a>
2009-07-10 DCLG OFFICE OF THE PAYMASTER GENERAL (NN	£1,905,062,084.00	<a href="#">full entry »</a>
2010-07-12 DCLG OFFICE OF THE PAYMASTER GENERAL (NN	£1,900,558,576.00	<a href="#">full entry »</a>
2010-07-12 DCLG OFFICE OF THE PAYMASTER GENERAL (NN	£1,900,558,576.00	<a href="#">full entry »</a>

# Transaktionen



Über TED | Hilfe | Site Map | Kontakt | Wichtiger rechtlicher Hinweis

Deutsch (de)

Diese Website ist Teil von Europa

# Ted-tenders electronic daily

Supplement zum Amtsblatt der Europäischen Union

2011/200 | Nächste Aktualisierung: 2011/201

Suche | Experten-Suche

TED Home > TED Home

TED SIMAP eNOTICES

TED Home

Was ist TED?

english | slovensky

**Datanest**  
ALIANCIE FAIR-PLAY

Enter name and surname (with diacritic)  
for example Ivan Kmotrík or Juraj Široký

Search

Mein TED

Anonym

Präferenzen

Gespeichertes Suchprofil

Neuerungen

Neues zur Website

Neuigkeiten zum Öffentlichen Auftragswesen

RSS-Feeds

Was versteht man unter RSS?

# Vergabe

**Vladimír Poór, Mgr.** Value of contracts for companies found: **52 828 130,05 €** (VAT free)

Caution! It is possible that this person worked in displayed companies before 2005. Periods of active involvement of a person on various posts are marked in green on the timeline. If the indicator isn't green, it means that the person acted on a particular position prior to that date and was not part of the company at the time of obtaining state contracts. Check details for each person in the Business Register and procurement details in the Public Procurement Bulletin.

- Other important tips.
- How to read the results?

Companies	Procurement sum by companies	Procurement sum by years		
		2005	2006	2008
<b>ŽOS Trnava, a.s.</b>	<b>52 710 129,12</b>	42 272,32	75 728,61	52 710 129,12
Statutory representative				>>
Statutory representative				
<b>Železničná preprava, a.s.</b>	<b>118 000,93</b>	42 272,32	75 728,61	0,00
Statutory representative				

All values are in EUR excluded VAT.

Energy

Need help? Watch the screencast.

Energy Direct Expenditures Search (FY 2000–2010)

Visit the [downloads page](#) to acquire a complete copy of the data that powers this search engine.

Note: When using this search engine, data published before 2000 may not be accurate.

€221.4 billion in payments to 21938181 recipients

Enter a company name or place

e.g. Nestle or Windsor

Search



FARMSUBSIDY.ORG

Home | Countries | Lists | Transparency Index | News | FAQs

Welcome to farmsubsidy.org!

The European Union spends around €55 billion a year on farm subsidies. This website helps people find out who gets what, and why.

Latest news & reports from the farmsubsidy.org network

[Let The Sunshine In](#)

We're calling for new rules to increase transparency in farm subsidies. Will you add your voice to our...

[Bonaire and Missing Money](#)

A group of journalists, transparency activists and computer scientists have spent the last few days...

[The Black Book of Austrian Agriculture](#)

Revelations by an Austrian investigative journalist have shaken the Austrian farming and political establishments.

All Time Top Recipients

- [TEREOS](#)
- [SAINT LOUIS SUCRE S.A.](#)
- [KRAJOWA SPÓŁKA CUKROWA SPÓŁKA AKCYJNA](#)
- [AZUCARERA EBRO, S. L.](#)
- [RAFFINERIE TIRLEMONTAISE - TIENSE SUIKERRAFFINADERERIJ](#)
- [SUDZUCKER POLSKA SPÓŁKA AKCYJNA](#)
- [CRISTAL UNION SCA](#)
- [DOUX](#)
- [ISERA & SCALDIS SUGAR](#)
- [PFEIFER & LANGEN POLSKA SPÓŁKA AKCYJNA](#)

Browse by country

- [All Countries](#)
- [Austria](#)
- [Belgium](#)
- [Bulgaria](#)
- [Cyprus](#)
- [Czech Republic](#)
- [Denmark](#)
- [Estonia](#)
- [Finland](#)

Subventionen





# Entwicklung

## WELCOME TO THE IATI REGISTRY The online repository of IATI raw data links

The IATI Registry contains links to websites. The registry simply provides a central location for these links.

ACCESS THE REGISTRY

**IATI REGISTRY**  
Find raw IATI data

**45 ORGANIZATIONS**  
The registry began registering data in 2004 and the number of publishers is growing.

Overview
2003-4   2004-5   2005-6

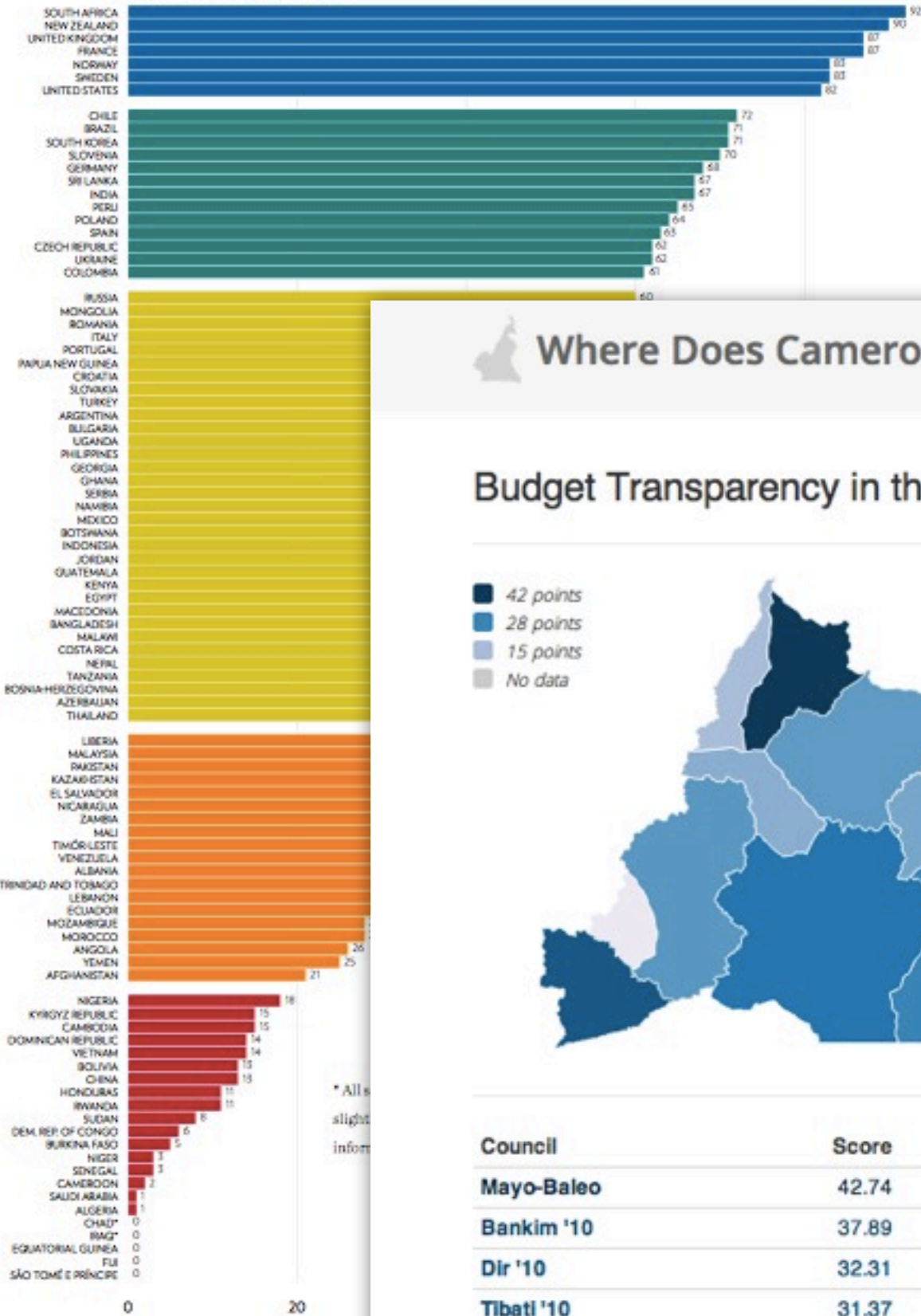
Domestic Spending  
Aid - Budget Support  
Aid - Projects

**1.9bn**  
Aid and Domestic Spending in Uganda (USD)

Spender	Sector	Subsector	Title	Amount	
International Development Association (IDA)	General Budget Support	General Budget Support	prsc PROJECT	USD 155,310,000.00	<a href="#">more</a>
Local Governments	Education	Primary Education	Education PROGRAMME	USD 135,072,094.29	<a href="#">more</a>
Ministry of Defence	Security	Armed Forces	UPDF Land Forces PROGRAMME	USD 101,464,666.35	<a href="#">more</a>

4654 projects found in 2004

# OBI 2010 SCORES



# Prozess

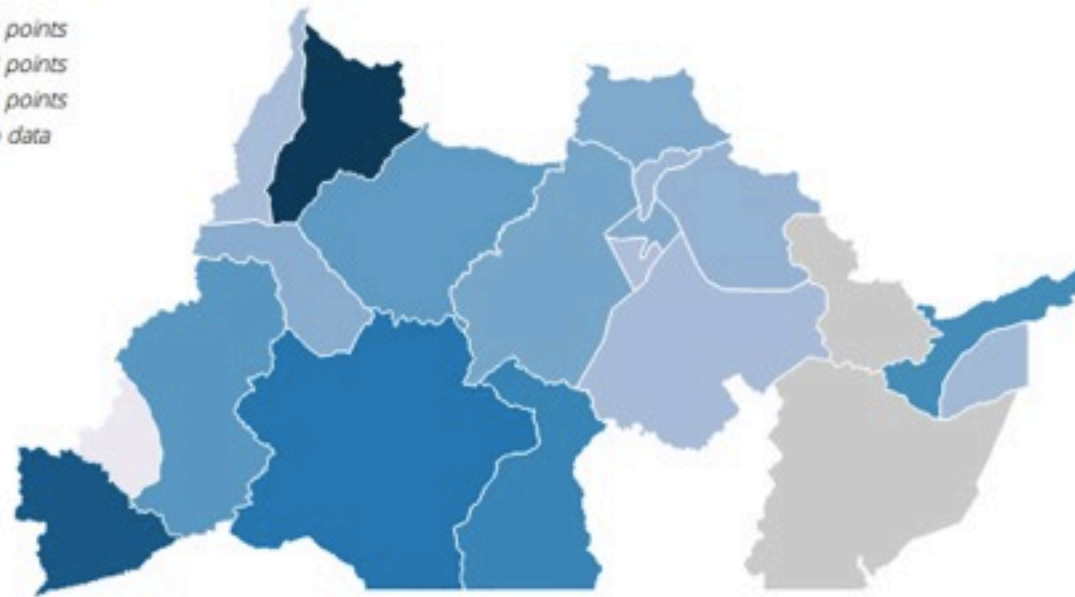


## Where Does Cameroon's Money Go?

Home | About



### Budget Transparency in the Adamawa Region



#### COMPARE COUNCILS

Overall score

Revenue realization

Expenditure realization

#### COMPARE DOCUMENT AVAILABILITY

Adopted Budget

Budget Summary

Mid-year Report

End of Year-Report

Audit Report

Council	Score	Revenue realization	Expenditure realization
Mayo-Baleo	42.74	50-75%	75-100%
Bankim '10	37.89	50-75%	50-75%
Dir '10	32.31	50-75%	75-100%
Tibati '10	31.37	75-100%	50-75%
Ngaroundal '10	28.54	75-100%	75-100%
Djohong '10	27.06	50-75%	-
Banyo '10	24.74	50-75%	50-75%
Tignere '10	24	50-75%	50-75%
Martap '11	21.74	50-75%	50-75%

### Budget Transparency Index

The survey measures fifteen criteria regarding the management of local council budgets: are the documents produced, published and disseminated in a way that allows media and citizens to review the budget?

The data was collected in 2010 and 2011 and includes all but two of the municipalities of the Adamawa region.

- Download the survey (xlsx)



# Danke

[friedrich.lindenbergl@okfn.org](mailto:friedrich.lindenbergl@okfn.org)

[okfn.org](http://okfn.org)

[openspending.org](http://openspending.org)